


Three steps to recycling

1

Get your green recycling bag for free

Pick up a green recycling bag from the main office on your estate or call Contact Camden on **020 7974 4444**. We will send you a reusable bag for free.



2

Fill it up

Put these items in your green recycling bag.



foil



mixed glass bottles & jars




aerosols



cartons



cardboard



mixed paper & card



household plastic packaging



food tins & drink cans

3

Recycle it

Use your green bag to carry recycling to your estate's recycling bin. Empty all your recycling into the recycling bin and take your green bag home.



No thanks:

- X** Food (put this in your food caddy)
- X** Liquid
- X** Foil lined packets, crisp packets and sweet wrappers
- X** Crockery, light bulbs, glass sheets, wood, batteries
- X** Paint tins and other metal
- X** Broken glass

Recycle your food waste

1

Contact us for your free food caddy and caddy liners

To get your free kitchen caddy and corn starch liners call Contact Camden on **020 7974 4444** or ask your estate caretaker if they have any in stock. For more information, visit camden.gov.uk/recycling

2

Fill up your caddy

Line your caddy with your corn starch caddy liner and then fill it up. If you need to give your liner more strength, use two.




Put these items in your caddy




food waste




fruit & vegetables




meat & bones




fish



bread & pastries



dairy



tea & coffee grounds

Please do not put your food waste in plastic bags

We cannot compost them and it prevents us from recycling any of the food waste in your estate bin.



3

Recycle it

Tie your liner up and then put your bag of food waste in the food waste bins on your estate.

